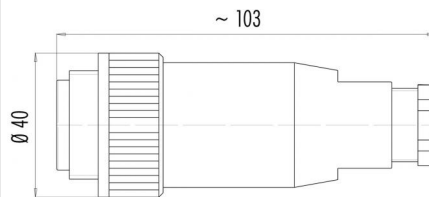


|                     |   |
|---------------------|---|
| Product description | <b>RD30 cable connector, Contacts: 4+PE, 14.0 - 18.0 mm, shielding is not possible, screw clamp, IP65, ESTI+, VDE</b> |
| Area                | <b>RD30 series 694</b>  |
| Order number        | <b>99 0709 03 05</b>  |

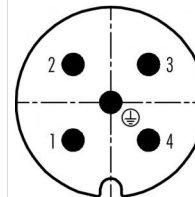
### Illustration



### Scale drawing

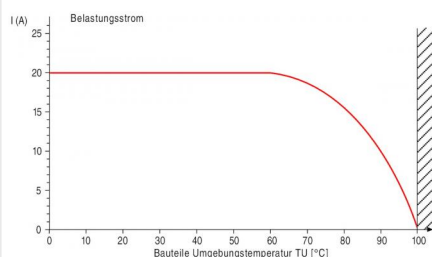


### Contact arrangement (Plug-in side)



|   | X     | Y     |
|---|-------|-------|
| 1 | -4,77 | -4,77 |
| 2 | -4,77 | 4,77  |
| 3 | 4,77  | 4,77  |
| 4 | 4,77  | -4,77 |
| ⊕ | 0,00  | 0,00  |

### Derating curve



**You can find the component part drawing on the next page.**

## Technical data

### General values

|                          |                      |
|--------------------------|----------------------|
| Connector design         | cable connector      |
| Connector locking system | screw                |
| Termination              | screw clamp          |
| Wire gauge (mm)          | 2.50 mm <sup>2</sup> |
| Wire gauge (AWG)         | 14                   |
| Cable outlet             | 14.0 - 18.0 mm       |
| Upper limit temperature  | 100 °C               |
| Customs tariff number    | 85369010             |
| Packaging Unit           | 10                   |

### Cable data

|            |       |
|------------|-------|
| Approval 1 | ESTI+ |
| Approval 2 | VDE   |

### Electrical values

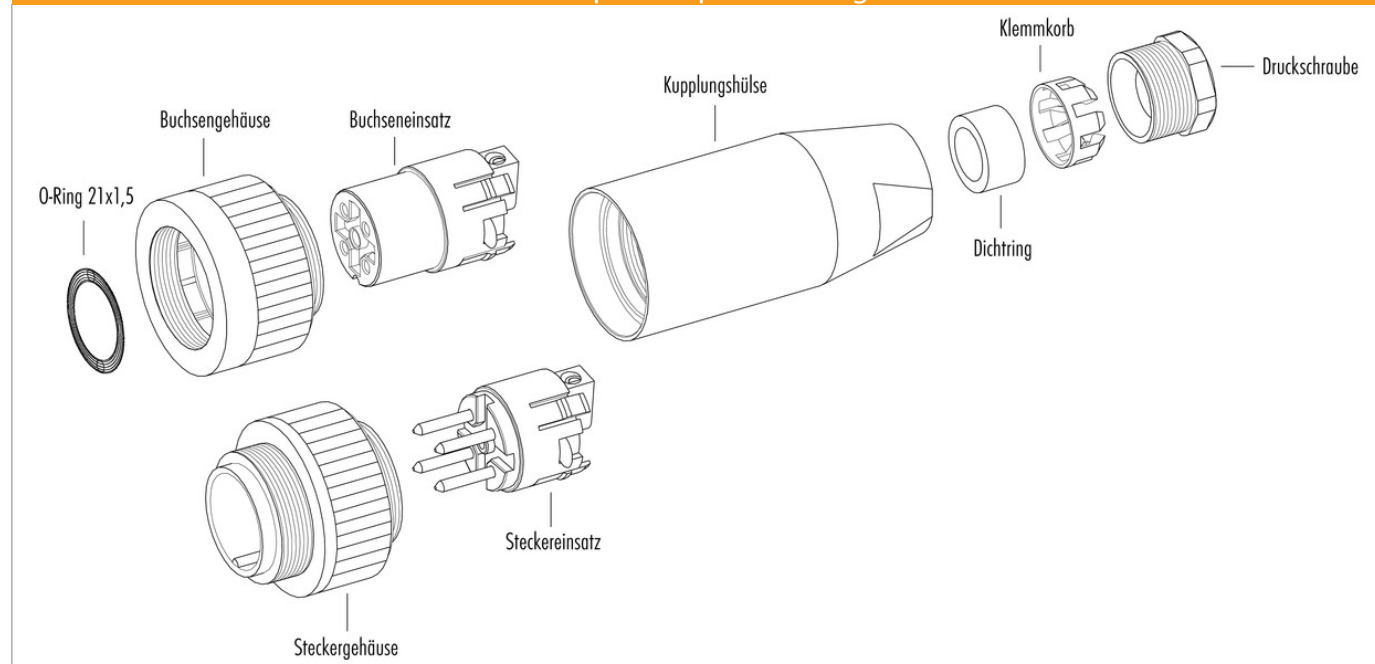
|                           |                           |
|---------------------------|---------------------------|
| Rated current (40 °C)     | 20 A                      |
| Rated voltage             | 400 V                     |
| Rated impulse voltage     | 6000 V                    |
| Pollution degree          | 3                         |
| Overvoltage category      | III                       |
| Insulating material group | III                       |
| Insulation resistance     | ≥ 10 <sup>10</sup> Ω      |
| EMC compliance            | shielding is not possible |
| Degree of protection      | IP65                      |
| Mechanical operation      | > 500 Mating cycles       |

### Material

|                       |                      |
|-----------------------|----------------------|
| Contact material      | CuZn (brass)         |
| Contact plating       | Ag (silver)          |
| Contact body material | PA (UL94 HB)         |
| Housing material      | PA                   |
| REACH SVHC            | CAS 7439-92-1 (Lead) |

|                     |   |
|---------------------|---|
| Product description | <b>RD30 cable connector, Contacts: 4+PE, 14.0 - 18.0 mm, shielding is not possible, screw clamp, IP65, ESTI+, VDE</b> |
| Area                | <b>RD30 series 694</b>  |
| Order number        | <b>99 0709 03 05</b>  |

### Component part drawing



|                     |   |
|---------------------|---|
| Product description | <b>RD30 cable connector, Contacts: 4+PE, 14.0 - 18.0 mm, shielding is not possible, screw clamp, IP65, ESTI+, VDE</b> |
| Area                | <b>RD30 series 694</b>  |
| Order number        | <b>99 0709 03 05</b>  |

## Security notices

The connector must not be connected or separated under load. Non-observance and incorrect use can result in personal injury.

The connectors are designed for use in plant, control system and electrical equipment. The end user is responsible for checking whether the connectors are suitable for use in other applications.

To prevent the connector being opened unintentionally when used in electrical circuits containing hazardous life parts, the thread between the housing and the connector head must be secured using a suitable cyanoacrylate adhesive. This does not apply to connectors used in SELV and PELV circuits according to IEC 61140 (EN 61140, VDE 0140-1).

Connectors used in electrical circuits containing hazardous life parts must only be assembled and used by or under the supervision of persons with the requisite electrotechnical training, taking the applicable regulations and standards into account.

The end user must take suitable safety measures to ensure that the connector cannot be disconnected accidentally. Connectors with degree of protection IP 67 and IP 68 are not suitable for use under water. When used outdoors, the connectors must be separately protected against corrosion. For further information about IP degrees of protection refer to 'Technical support' in the Download Centre.

To lock the cable connector to the equipment connector, the threaded ring is tightened until it is 'finger-tight' (approx. 50 cNm).